












FOREVER
SCHONBEK

LOVELACE
SJ60610-_____



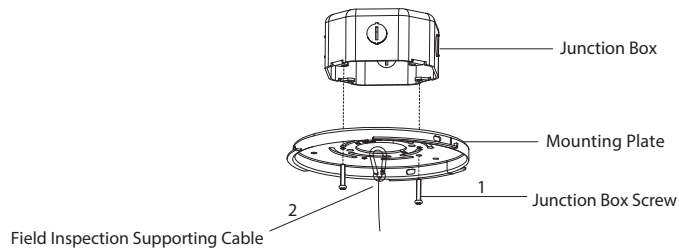
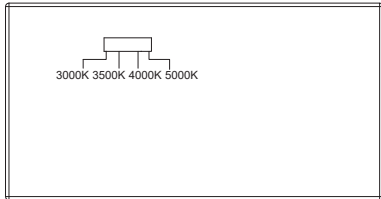
THIS DESIGN IS THE PROPRIETARY
TRADE DRESS/TRADEMARK OF
W SCHONBEK LLC.

FOREVER
SCHONBEK

								
MAX 40	W	120-277V						

All electrical components must be installed by a licensed electrician in accordance with the National Electric Code and the appropriate local electrical codes. Fixture must be assembled per the provided instructions. Altering number of crystal modules may cause product failure and will void warranty.

4CCT Switch



Wiring

